


MATERIAL CONDITIONS OF READINESS



ENABLING OBJECTIVES

- List the contents of the Darken Ship Bill
- Describe the three material conditions of readiness
- Describe the purpose, function, components, and requirements of the DC Closure Log

TEN COMMANDMENTS OF DAMAGE CONTROL

★ *KEEP YOUR SHIP WATERTIGHT*

🕒 *DO NOT VIOLATE MAT'L CONDITION*

🕒 *HAVE CONFIDENCE IN YOUR SHIP'S
ABILITY TO WITHSTAND SEVERE DAMAGE*

🕒 KNOW YOUR WAY AROUND -- EVEN IN THE
DARK!

🕒 KNOW HOW TO USE & MAINTAIN DAMAGE
CONTROL EQUIPMENT

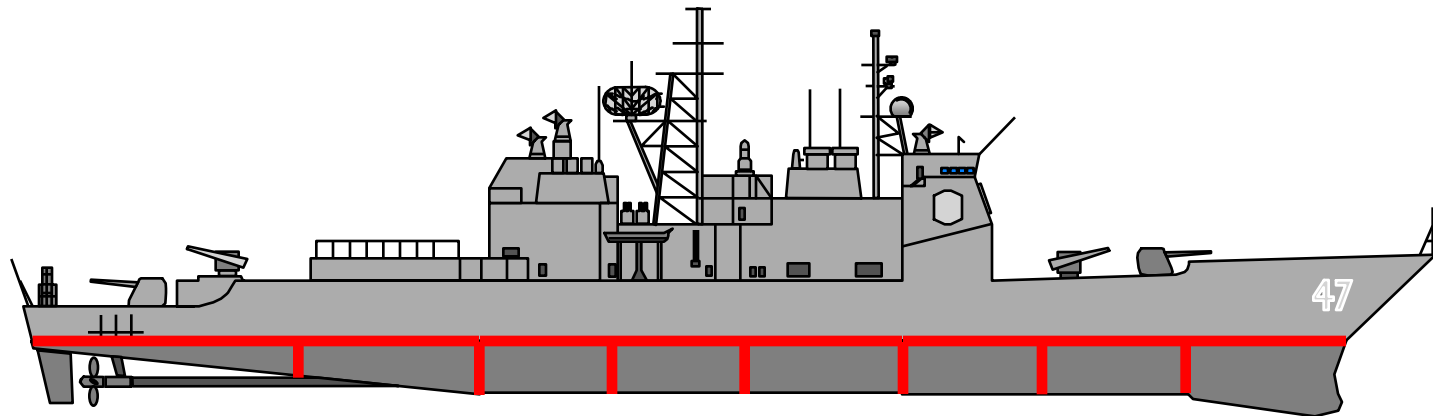
🕒 REPORT DAMAGE TO THE NEAREST DCRS

TEN COMMANDMENTS OF DAMAGE CONTROL

- ⌚ KEEP PERSONAL ARTICLES PROPERLY SECURED
- ⌚ PRACTICE PERSONAL DAMAGE CONTROL.
PROTECT YOURSELF SO YOU CAN PROTECT
YOUR SHIP!
- ⌚ TAKE EVERY POSSIBLE STEP TO SAVE THE SHIP
AS LONG AS A BIT OF HOPE REMAINS.
- ⌚ KEEP COOL; DON'T GIVE UP THE SHIP!

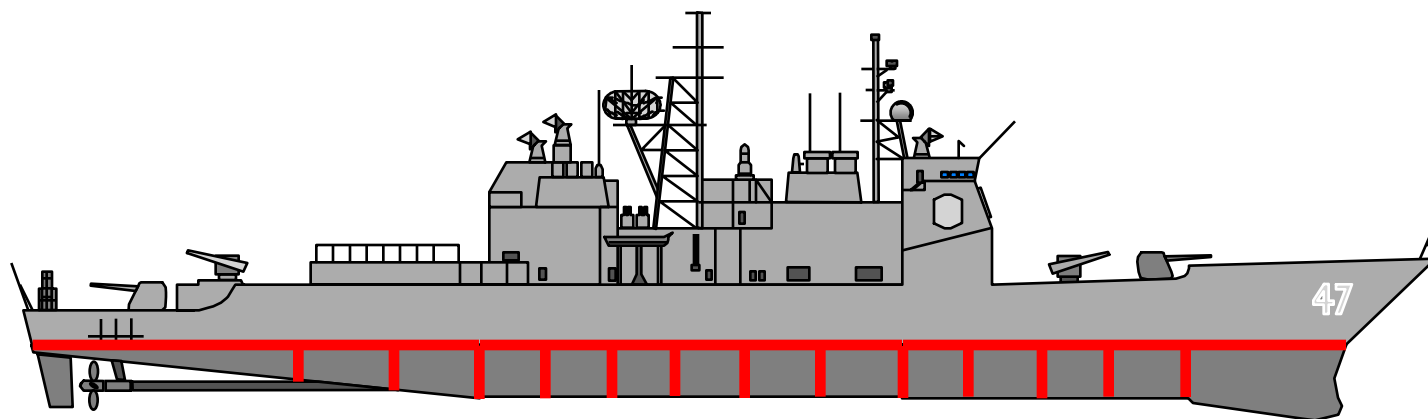
X

Set when the ship is in no danger of attack. All fittings classified X-RAY should be closed at all times.



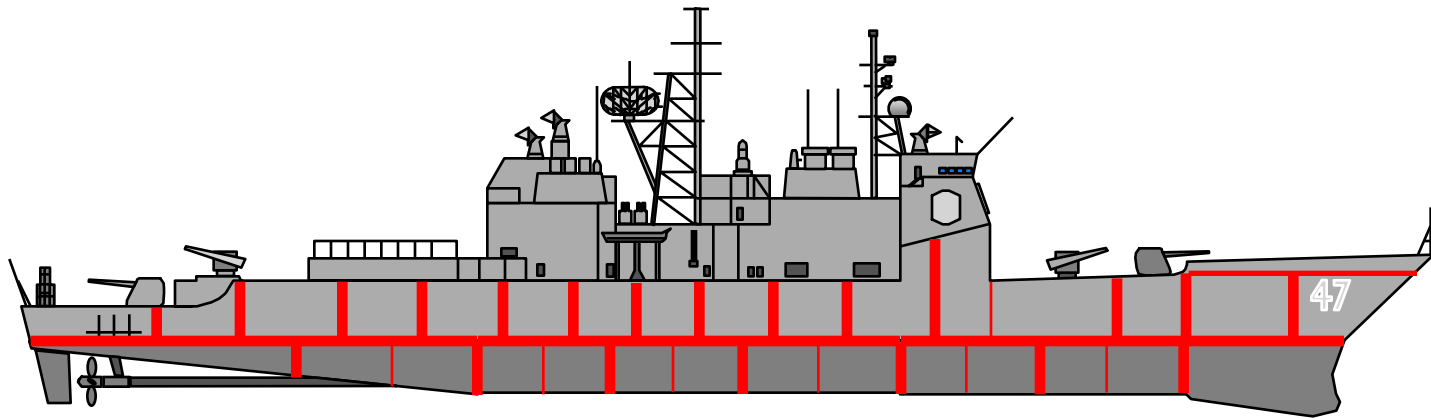
Y



Set and maintained at sea, in port outside of normal working hours. Both X-RAY and YOKE closures and fittings are secured.



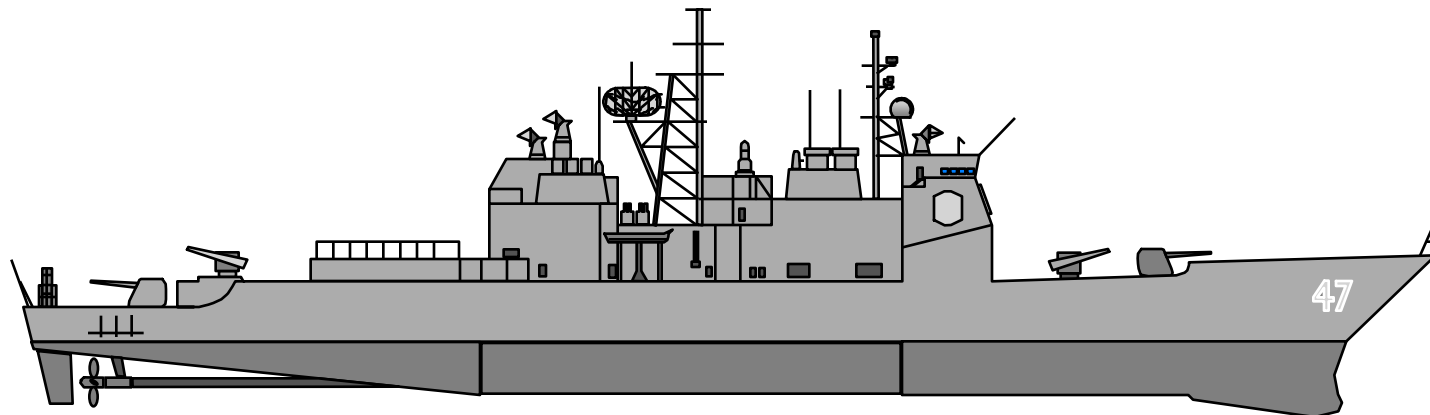
Z

Set during General Quarters.
All X-RAY, YOKE and ZEBRA
fittings are secured.





Opened without special permission
Transiting from battle stations
As required for routine inspections
Access to vital spaces
Immediately secured after passing

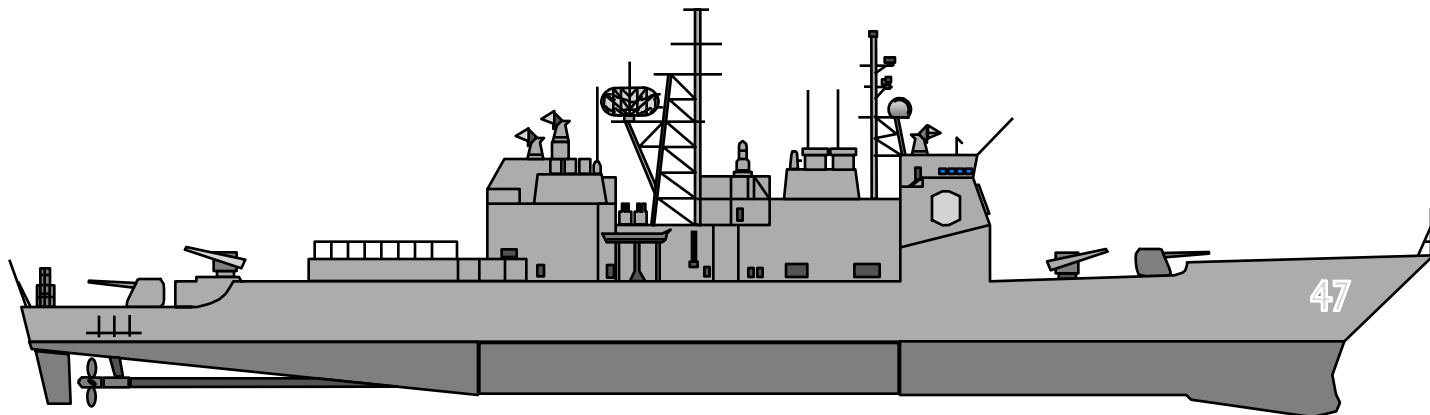


CIRCLE
ZEBRA



Used to facilitate the feeding of the crew and to allow use of sanitary spaces in extended periods of condition ZEBRA

CO's authorization required



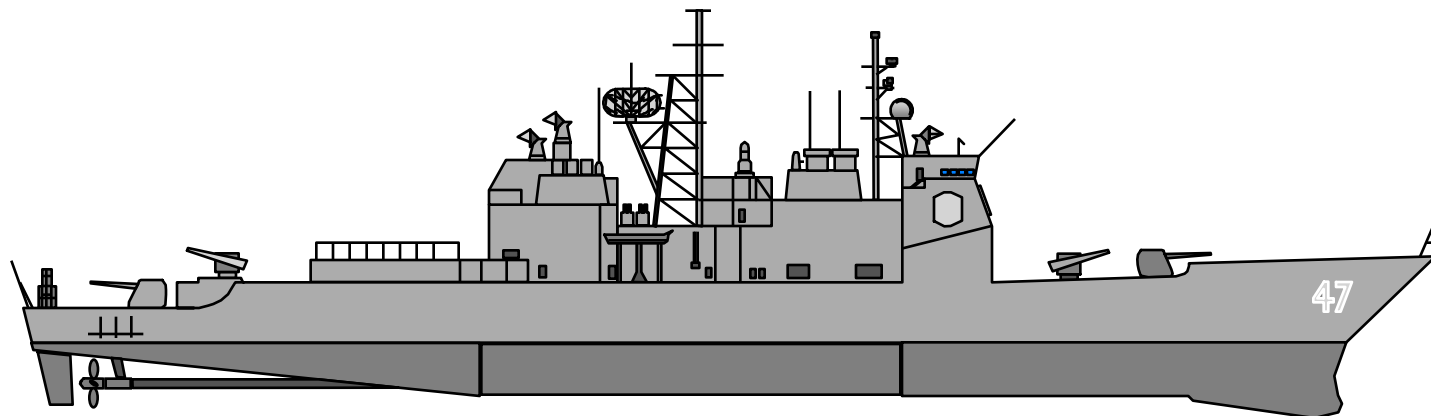
DOG ZEBRA



Required to be secured when condition ZEBRA is set

Located in decks and bulkheads exposed to the weather

Secured during darken ship to prevent light from showing outside the ship

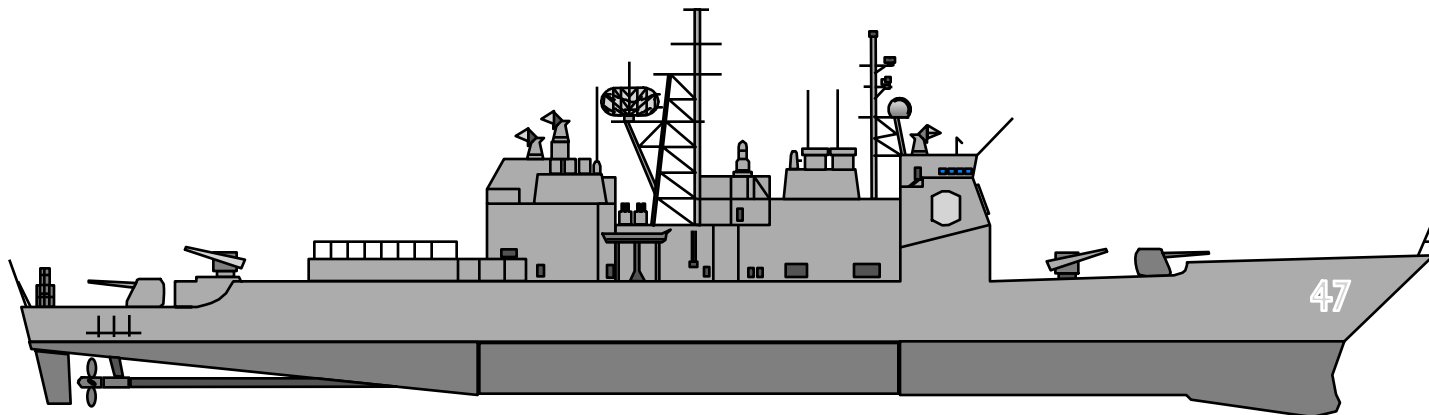



William

W

Opened during all material conditions

Secured only to control damage or casualties and to effect repairs



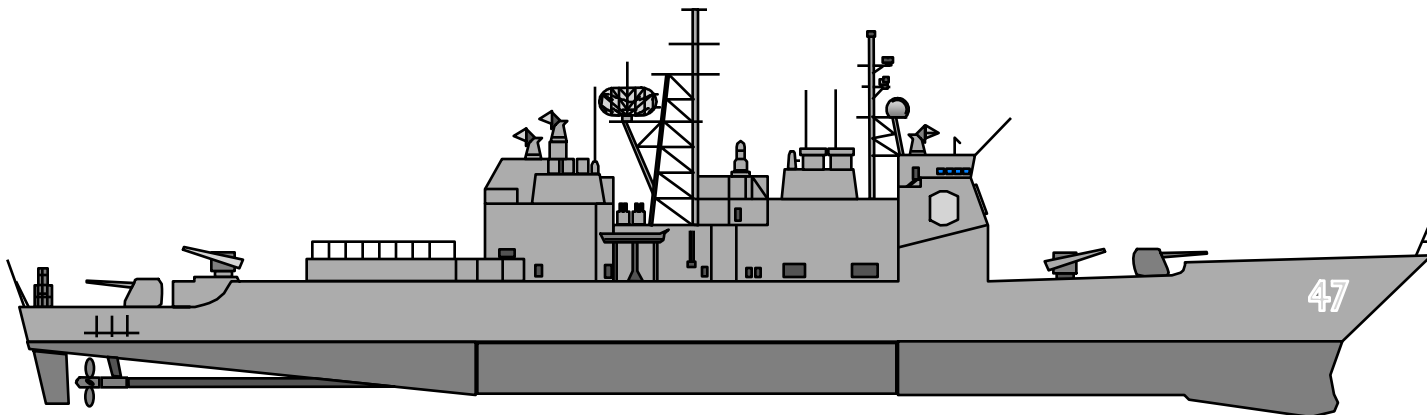


CIRCLE WILLIAM

Fittings that access ventilation


Always open and operating regardless of material condition

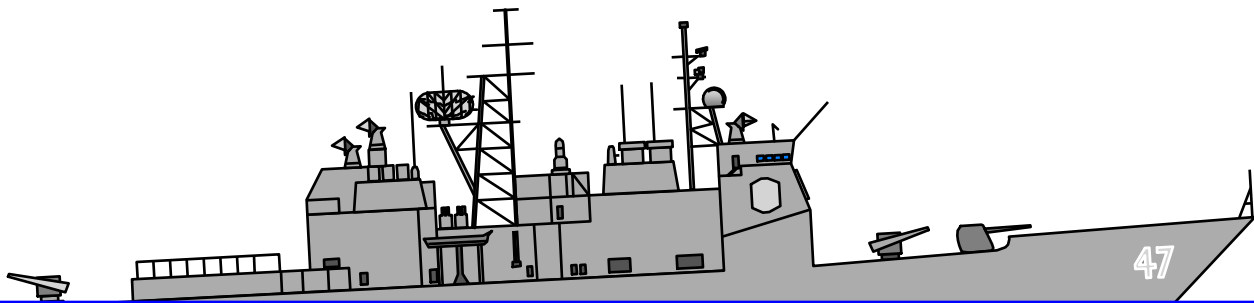
Secured only to prevent the spread of damage or for CBR defense

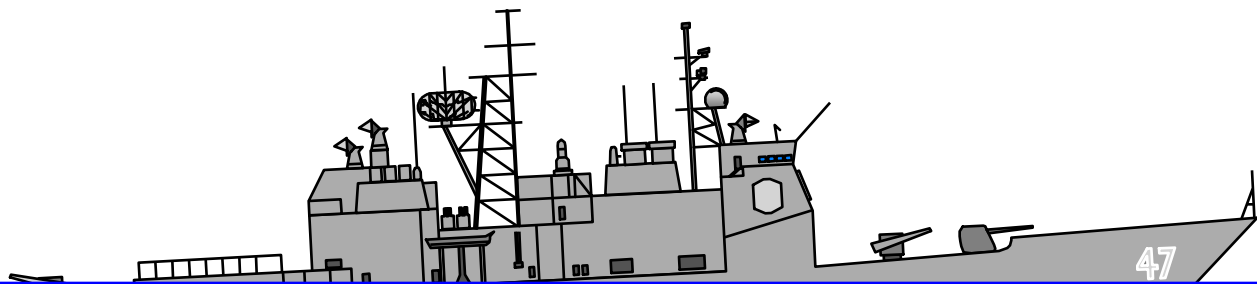



MOB-D-11-SF SETTING MATERIAL CONDITION (ZEBRA AND YOKE)

- TRAIN PERSONNEL IN SETTING OF MATERIAL CONDITION ZEBRA & YOKE
- ***MAJOR DISCREPANCY:***
 - DEGRADE STABILITY OR FIGHTING ABILITY OF SHIP IN EVENT OF COLLISION, WEATHER, BATTLE DAMAGE OR CBR
- ***MINOR DISCREPANCY:***
 - REFLECTS THOROUGHNESS IN PROPER SETTING OF MATERIAL CONDITIONS









I

I

"DCA, YOUR
PRESENCE IS
REQUESTED ON THE
BRIDGE"

I ↓

DC CLOSURE LOG

- Log of all fittings open in violation of set material condition of readiness
- Per the SORM
- Responsibility of
 - DCC Watch Officer (DCC manned)
 - OOD on Bridge/QD
 - DCA during GQ

DC CLOSURE LOG

- CO regulates maximum number of violations allowed
 - With DCA recommendation
- Fittings cannot be logged open for more than 24 hours
- Log must be filled out in black ink

CONTENTS OF THE DC CLOSURE LOG

- VIOLATION OF MATERIAL CONDITION LOG
 - NAME, RATE, DIVISION
 - TYPE, DC #, DC CLASSIFICATION
 - DATE, TIME OPENED/TO BE SECURED
 - PERSON GRANTING PERMISSION

- ITEMS LOGGED
 - SETTING/CHECKING MATERIAL COND.
 - MODIFICATION OF MAT'L CONDITION
 - GQ
 - LOCKED FITTINGS
 - GROUP FITTINGS
 - APPROVAL OF EACH GROUP BY CO

				MATERIAL CONDITION			YOKE			IN EFFECT		DATE	
COMP NO.	FITTING NO.	TYPE FITTING	FITTING CLASS	REQUESTER		DIV	TIME		EST LENGTH TIME OPENED	GRANTING PERMISSION			
				NAME	RATE		OPENED	CLOSED		NAME	RATE		
2-40-1-L	2-41-1	WTH	X	Jones	BMI	1ST	0820	0901	20 MIN.	Smith (DEPOW)	HTI		
2-139-2-Q	2-140-2	QAWTS	X	Doe	SK2	5-1	0823	0901	3 Hrs.	Smith (DEPOW)	HTI		
3-80-0-L	3-81-0	WTD	Y	Hawk	SN	3RD	0831	0901	1 Hr.	Smith (DEPOW)	HTI		
5-116-0-E	5-117-2	FMCOV	Y	Sail	BT3	B	0837	0901	4 Hrs.	Smith (DEPOW)	HTI		
GENERAL QUARTERS - ZEBRA SET				0901									
ECC ROUTE #3A							0904	0906	0936	30 MIN.	Jones (DEA)	LJTG	
2-100-1-L	2-103-1	WTS	Z	REP 2			0910	0921	10 MIN.	Jones (DEA)	LJTG		
3-270-2-L	3-271-2	QAWTS	Y	REP 3			0911	0957	1 Hr.	Jones (DEA)	LJTG		
MATERIAL CONDITION				YOKE SET		0957		SECURED FROM GENERAL QUARTERS					
4-30-0-L	4-31-1	WTD	Y	Knot	HT2	R	1001	1047	30 MIN.	Smith (DEPOW)	HTI		
1-01-1-Q	1-02-2	QAWTD	X	Synch	BMI	2ND	1015	1430	5 Hrs.	Smith (DEPOW)	HTI		
3-37-0-L	3-41-1	WTS	X	Stop	SK1	5-2	1021	2230	12 Hrs.	Smith (DEPOW)	HTI		
3-80-2-L	3-82-2	WTH	Y	Tuna	MS1	5-3	1135	0030	12 Hrs.	Smith (DEPOW)	HTI		
5-101-2-E	5-104-2	QAWTS	(X)	Ham	MM2	M	1201	1234	30 MIN.	Doer (DEPOW)	HT2		
REVIEWED				1300, 26		15 APRIL 85		C. J. Jones		LJTG (DEA)			
1-01-0-Q	1-02-2	WTH	X	Sans	BH3	2ND	1731	1800	30 MIN	Cap (DEPOW)	KI		
01-60-1-L	01-61-2	WTD	Y	Houcl	PN2	X	1809	1917	1 Hr.	Cap (DEPOW)	KI		
03-32-2-Q	03-33-0	WTS	X	Tur	RM3	OC	1917	0100	5 Hr.	Cap (DEPOW)	IC1		
REVIEWED				2000,		15 APRIL 85		D. K. Hammer		LT. (DEO)			
NO FURTHER ENTRIES													

CONTENTS OF THE DC CLOSURE LOG

- **Out of Commission (OOC)
Log**

- Listing of all DC fittings OOC
- Prevents relogging of inoperative fitting
- Allows DCA to track maintenance & repairs

DARKEN SHIP BILL

- Smoking lamp: out
- White lights: not visible (turn on red lights inside ship)
- Weather deck accesses: light locks or cutout switches installed and working
- Light lock screens: installed
- Navigation lights out

INFORMATION

- Hangar decks:
 - All lighting set up for automatic operation
 - Roller curtains may be open when turning up aircraft if white lights out and fire doors closed
 - Lifelines rigged around elevator pits

RESPONSIBILITIES - DCA

- Assigns responsibilities to divisions for maintaining and closing DOG-ZEBRA fittings
- Supervises darken ship
- Trains DCPO's in proper PMS procedures for WT doors, light ports, and light screens
- Responsible for Darken Ship Bill

RESPONSIBILITIES - DIVISION OFFICERS

- Ensure that:
 - All DOG-ZEBRA fittings in division are closed
 - DCPO inspects fittings periodically
 - Ensure darken ship reports are made to DCC/Bridge
 - Paint light traps dull black
 - DOG-ZEBRA fittings are stenciled

PROCEDURE

- OOD calls away Darken Ship
- All DCPO's make Darken Ship reports to DCC or Bridge
- If DCC manned, desk watch ensures OOD receives report of darkened ship when all reports are received

CLOSURE MAINTENANCE - DCA

- Responsible for training Divo's in inspection procedures
- Good topic for All Officer Training
- Responsible for training DCPO's in PMS procedures

WATERTIGHT CLOSURES

- ***DOORS:***

- WEDGES

- CHECK TELLTALE (NO LESS THAN 1/8")
 - NO PAINT

- DOGS

- PAPER CHECK
 - SINGLE DOG (DOG HAS TO HIT CENTER OF WEDGE)

- NUTS

- JAM NUT (WRENCH TIGHT?)
 - CRES STEEL

- HANDLE

- ONE HAND OPERATION
 - REMAINS UPRIGHT

- PAINT

- GASKETS

WATERTIGHT CLOSURES

- **HATCHES**
 - TOGGLE PINS
 - HOLE ELONGATED
- **FLUSH MOUNTED SCUTTLES**
 - NO DIRT IN WATER REMOVAL TRACK & T WRENCH SOCKET
 - CLEAR DRAIN HOLE
 - T WRENCH AVAILABLE
- **BALANCED NON WATERTIGHT DOORS**
 - SELF CLOSING
 - ACCESS MAIN ENGINEERING SPACES
 - ACCESS ESCAPE TRUNKS
 - DOOR CLOSING TIME
 - 10 SECONDS MAX.
 - DO NOT TIE OPEN

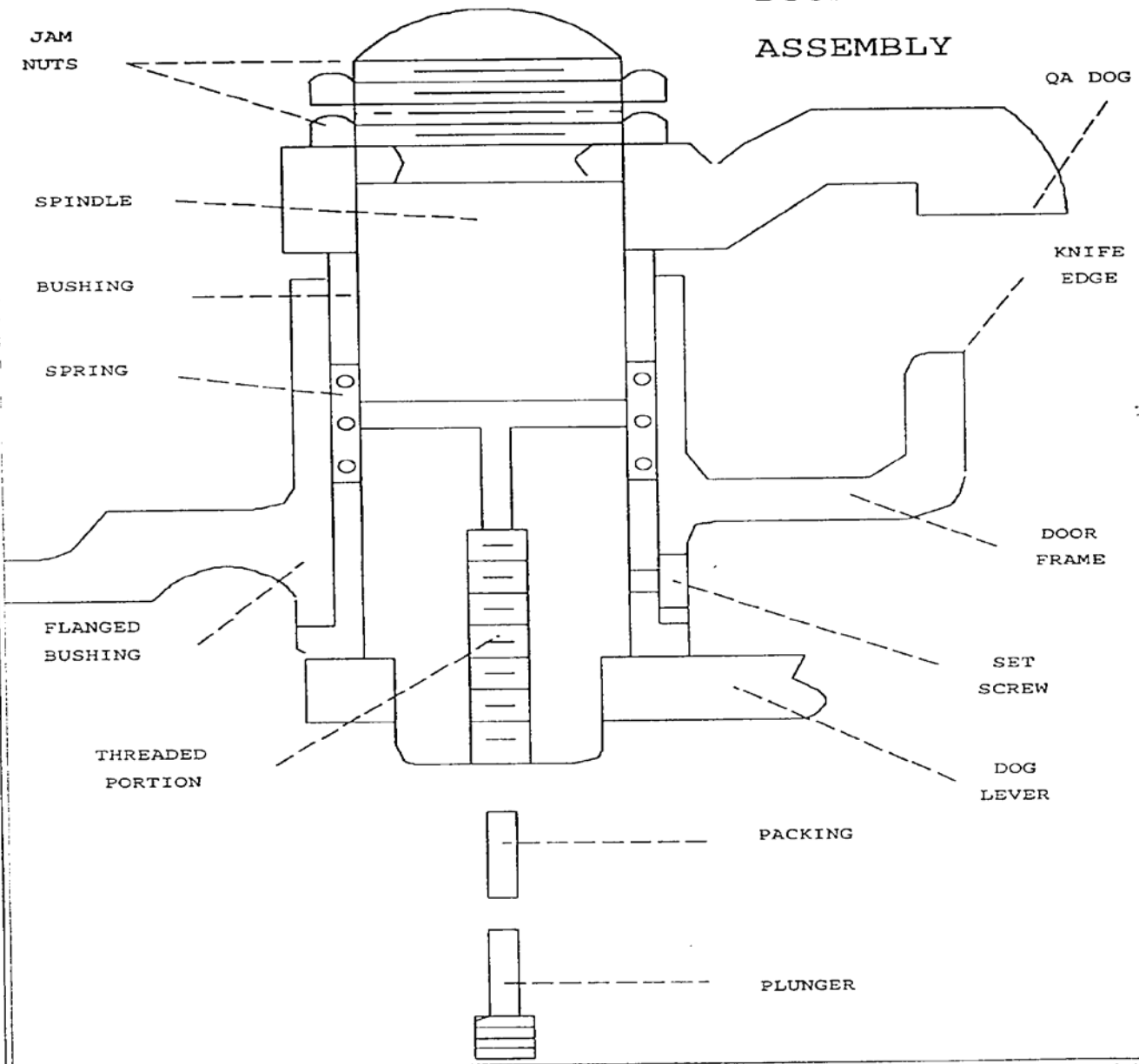
WATERTIGHT CLOSURES- MAINTENANCE

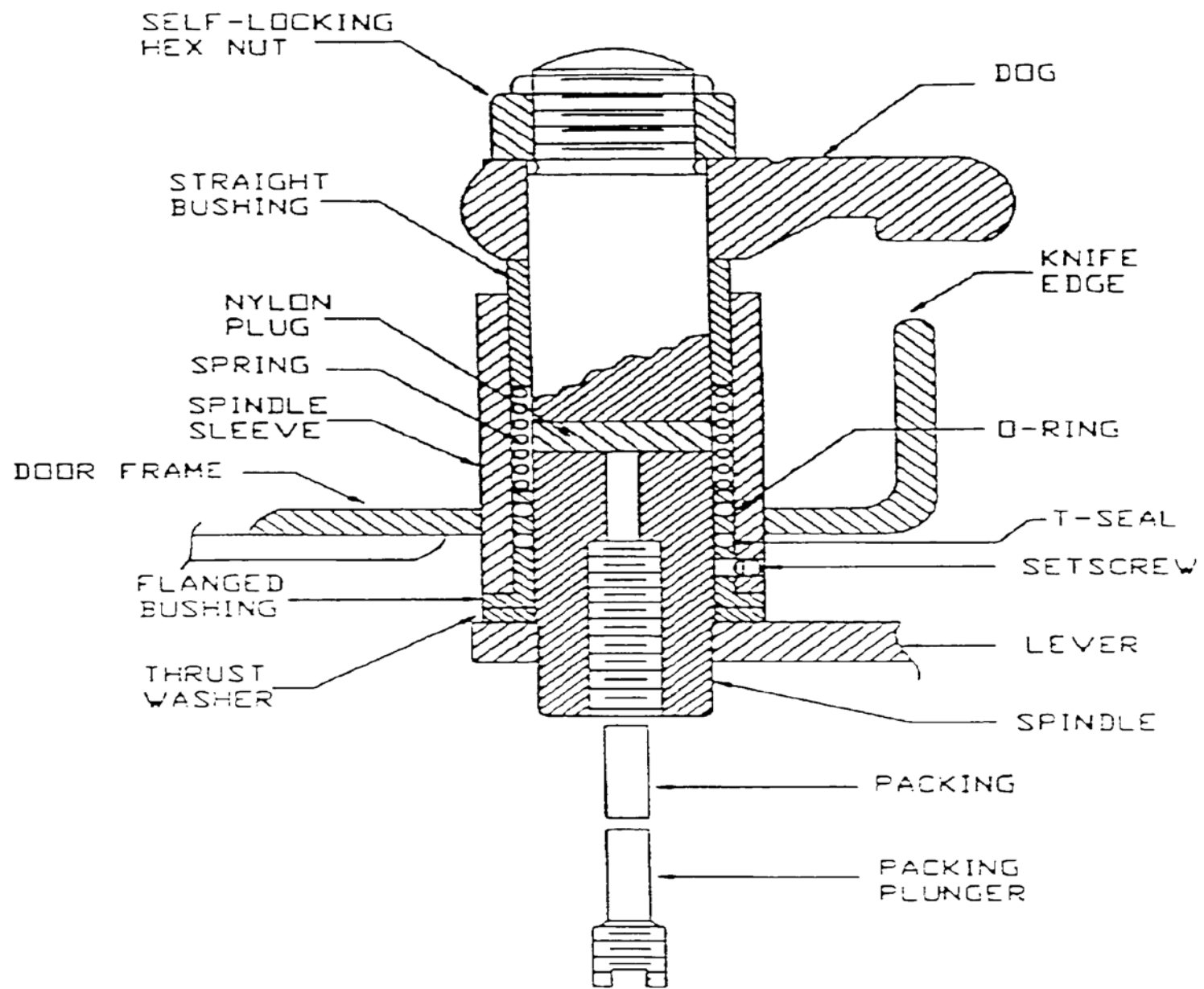
- **WARPED WT DOOR:**
 - DOGS OUT OF ADJUSTMENT: READJUST
 - CHECK DOOR FRAME W/ STRAIGHT EDGE
 - FRAME WARPED: TRY TO MAKE DOOR SEAL UNTIL ENTIRE ASSEMBLY IS REPAIRED
 - FRAME ISN'T WARPED: REPLACE PINS
 - PICKING UP ON DOOR TO CLOSE:
 - WORN HINGE PINS: REPLACE PINS
 - ELONGATED HOLE IN YOKE: WELD UP AND RE-DRILL

WATERTIGHT CLOSURES- MAINTENANCE

- **HANDLE FALLING IN FRONT OF DOOR:**
 - WORN LATCH: REPLACE LATCH
 - WORN HANDLE: REPLACE HANDLE
 - WORN SPINDLE: REPLACE SPINDLE
- **RUST ON BOTTOM OF DOOR:**
 - IMPROPER GASKET INSTALLATION: REPLACE GASKET
 - IMPROPER PMS: REPAIR/REPLACE GASKET
 - REMOVE RUST AND RE-PRESERVE DOOR

DOOR DOG ASSEMBLY





DOOR DOG AND LEVER ASSEMBLY (CROSS SECTIONAL VIEW)
 MODIFIED BY MACHALT (ECP 444)

REMOTE OPERATORS & CLOSURE VALVES

- ENSURE MAINTENANCE CAN BE ACCOMPLISHED WITHOUT DISRUPTING SYSTEM
- DON'T CAUSE FLOODING WHILE REPAIRING/PMS'ING
- FOLLOW PROPER TAG-OUT PROCEDURES
- REASSEMBLE ALL REMOTE OPERATORS
- CLEAN EXPOSED OPERATING GEAR MOVING PARTS
- APPLY LIGHT COAT OF LUBRICANT
- OPERATE VALVE THRU FULL RANGE

SUMMARY: MATERIAL CONDITION OF READINESS

- 3 MAT'L CONDITIONS OF READINESS
- DC CLOSURE LOG
- DARKEN SHIP BILL
- MAINTENANCE REQUIREMENTS ON WT DOORS, HATCHES, SCUTTLES, ELLISON DOORS, CLOSURE VALVES AND REMOTE OPERATORS

QUESTION #1

- WHAT ARE THE TWO SECTIONS OF THE DC CLOSURE LOG?

- ANSWER

★ VIOLATION OF
MATERIAL CONDITION
LOG

 OOC LOG

QUESTION #2

- WHO IS RESPONSIBLE FOR THE DARKEN SHIP BILL?
- ANSWER:

DCA

THE

END

