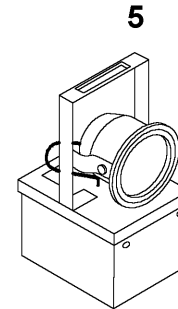
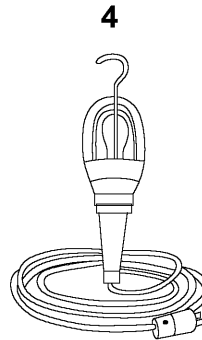
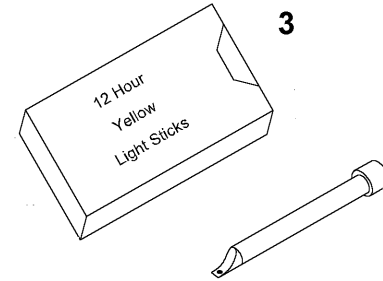
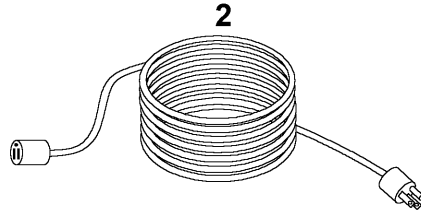
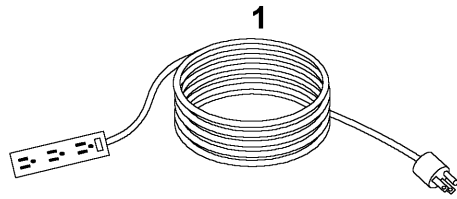


DAMAGE CONTROL LAYOUT SKETCHES
SECTION 6 - EMERGENCY LIGHTING EVOLUTION

SKETCH NO.	TITLE OF SKETCH	SHEET NO.
001	Emergency Lighting Equipment	6-2
002	Cables, Emergency Lights, Chem Lights and Portable Lantern in Use	6-3

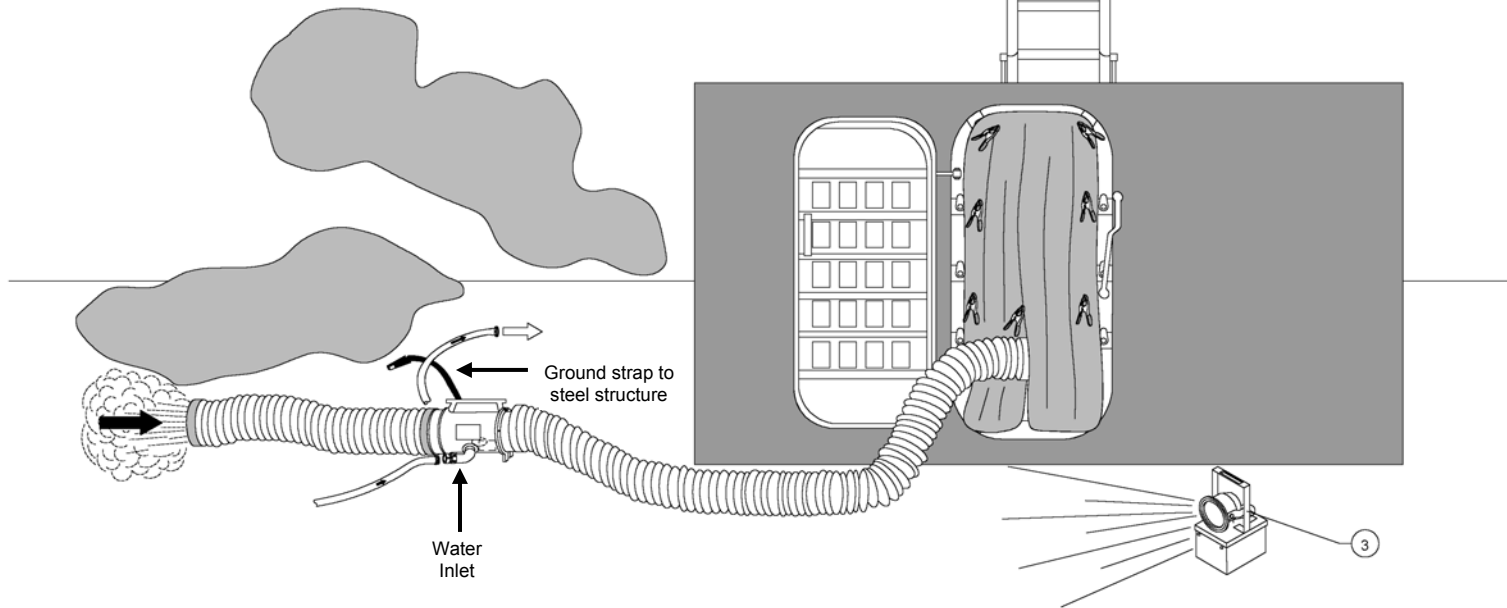
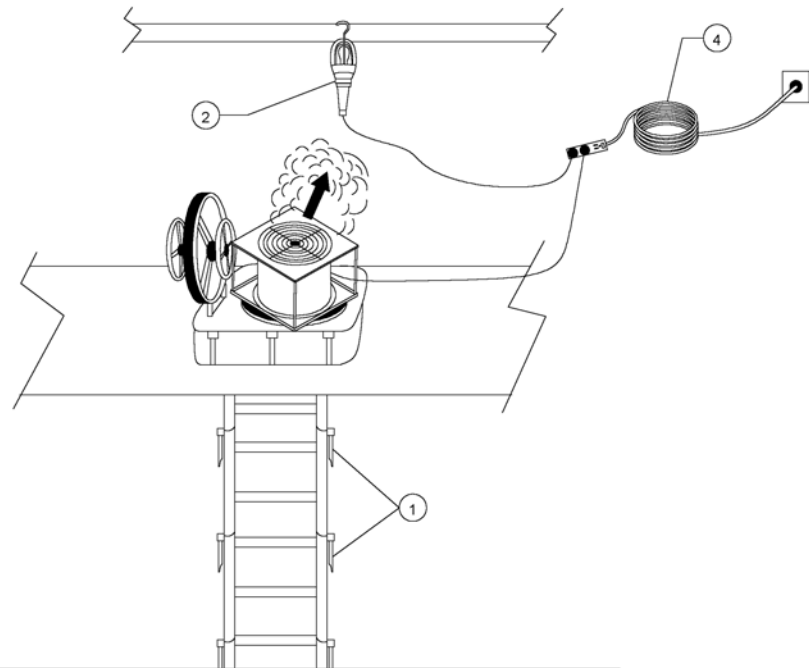


ITEM	QTY	EQUIPMENT
1	1	1 CABLE ASSEMBLY - 25 FEET TRIPLE OUTLET
2	1	CABLE ASSEMBLY - 50 FEET
3	1 BOX	1 WAND LIGHT, CHEMICAL - YELLOW (BOX OF 10)
4	1	LIGHT - EXTENSION 50 FT - EXPLOSION-PROOF
5	1	LANTERN - ELECTRIC BATTERY - RECHARGEABLE

EMERGENCY LIGHTING EVOLUTION - SKETCH #001
Emergency Lighting Equipment

ITEM	QTY	EQUIPMENT
1	AR	CHEM LIGHTS
2	1	EXPLOSION-PROOF LIGHT
3	1	LANTERN - ELECTRIC
4	NOTE 1	CABLE ASSEMBLY - 25 FEET

NOTE 1: IF DISTANCE TO POWER SOURCE IS MORE THAN 25 FEET, USE ADDITIONAL CABLE.



EMERGENCY LIGHTING EVOLUTION - SKETCH #002
Cables, Emergency Lights, Chem Lights and Portable Lantern in Use